

**SOYAL**<sup>®</sup>  
ACCESS CONTROL SYSTEM

# AR-331(E)/(EF)

**Metal Solid, Hard Security**



# AR-331(E)/(EF) Metal Access Controller

## Specification

Frequency	125kHz	13.56MHz
Standard	·EM Standard	·ISO14443A
		·ISO15693 ·ISO7816 ·FeliCa™ ·NFC
Reading Range (Depending on tag or card)	3-7 cm	1-3 cm
Power Consumption	<5W	
Communication Interface	RS-485/Ethernet(By order)	
Baud Rate	9600 bps(N,8,1), 10/100M Base T(By order)	
Power Supply	12VDC	
Digital Input	2 Egress(R.T.E.) / 2 Door contact	
Operating Temperature	-20 °C to +60 °C	
Relay Output	Lock Relay,ON/OFF 0.1-600 Sec.	
Transistor Output	Arming LED(for Security trigger signal)/WG Lock /Alarm/Duress	
Tamper Switch	Limit Switch(Form C)	
Alarm Time	Toggle, 1-600 Sec.	
User Capacity	16,000(Card/PIN User)/ 500(FP User and each with 3 templates)	
Event Log	32,000	
External Reader	1 Wiegand Port	
Anti-pass-back	Yes	
Lift Control	64 Floors, 16,000 Users	
Time Zone	63	
Serial Port	Yes(By order:AR-725L485)	
Indicator	2LED & 1Beeper	
LCD Panel	NO	
Real Time Clock	Yes	
Keypad Material	Illuminated Touch-Panel	
Time Zone	63	
Housing Material	PC&Zinc Alloy/PC Frame(By order)	
Color	Chrome	
Dimension(mm)	158(L)X55(W)X30(H)	
Weight(g)	331E:211±10(Zinc Alloy Frame)/105±10(PC Frame) 331EF:216±10(Zinc Alloy Frame)/110±10(PC Frame)	
Fingerprint Type CPU	331EF:Optical Sensor/ 331E:No	
ERR	331EF:<0.001% / 331E:No	
Fingerprint User	331EF:1500 / 331E:No	
Auth. Speed (1:1000)	331EF:<1.5 Sec. / 331E:No	

## Features




**▶ Weatherproof**  
-Weatherproof Design for outdoor use.

**▶ Slim**  
-Extra slim body design, suitable for installation in space limited areas.

**▶ Biometrics (By order)**  
-Best key to your safety.  
-Supports 360-Degree Rotation of fingerprint movements.

**▶ Power DC Input cable(Optional)**

1. Open up the Ferrite Core box
2. To wind the DC in Cable around the Ferrite Core two times
3. The close up the Ferrite Core


## Dimension(mm)

